

2023 Butler County Report

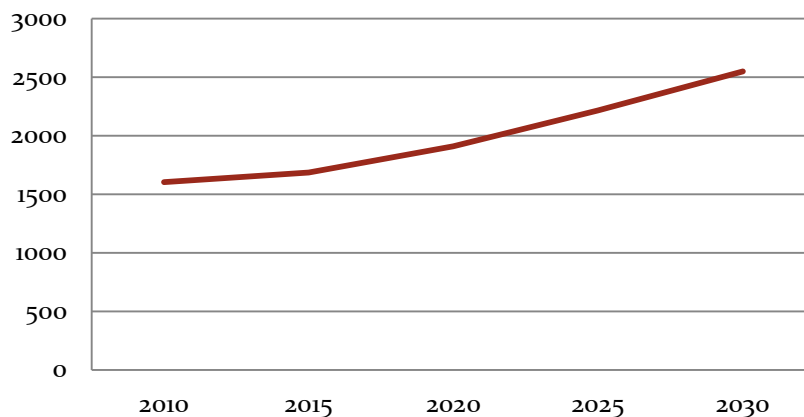
Last year, 417 individuals received over 39,980 total units of services delivered via Butler County Senior Services and Aging Partners. The need to grow services continues as services are currently only reaching 23 percent of county citizens who are age 65 and over.

Butler County is aging. In 2017, 27 percent of the county's population was 60 and over. Between 2015 and 2030, the population of persons age 65 and over is expected to increase 51 percent, as depicted in the chart below. More Butler County residents will seek services to remain healthy and independent in their own homes.

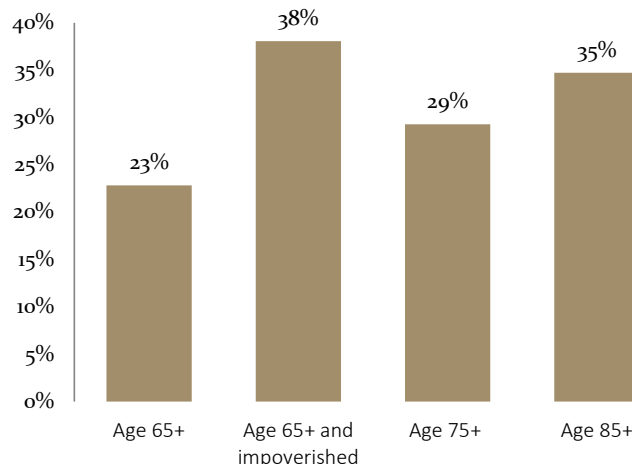
Revenue to support this work includes county tax support, state and federal funds from Aging Partners, state and federal funds direct to the county programs, and local private funds.

Dues paid to Aging Partners, the area agency on aging that supports Butler County, ensures that federal and state funds for aging services flow into the county. This year, Aging Partners is requesting \$25,802, a 2.5 percent increase in funding from FY22.

Butler County Population Projections Age 65+



Percentage of Butler County Residents Served by Age Category



Butler County Senior Services

- 15,248 Meals
- 1,823 Total Health Services

2022-23 Aging Services in Butler County

Butler County Senior Services received a \$2,500 grant from Butler County Area Foundation used to purchase conference tables and chairs.

Potato Bakes and Bake Sales raised \$10,500, contributing to the running of the Senior Center.

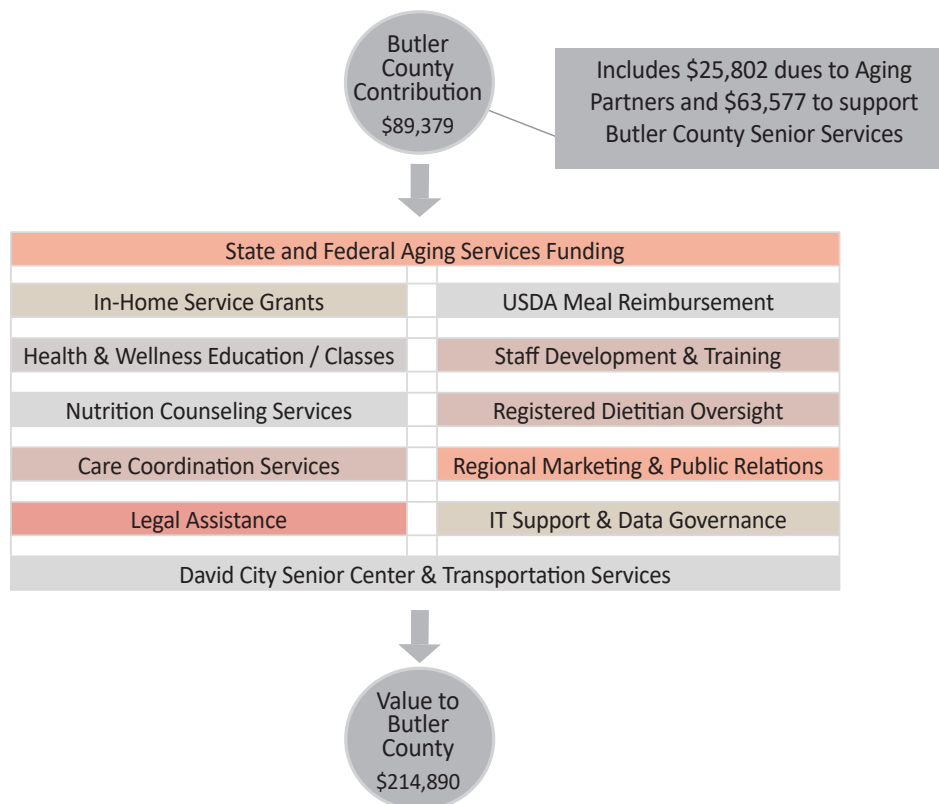
Contacts made to assist older adults and caregivers with questions:	6,143 contacts
Meals provided that met dietary needs of older adults:	15,248 meals
Materials and equipment which allowed residents to remain in their own homes:	453 units
Hours of individualized services for people who want to live at home:	572 hours
Sessions of health, nutrition and caregiver programs/events/services:	1,823 sessions
In-home assistance for older adults and caregivers:	53 units
Hours county senior center and meal site was open:	2,992 hours
Rides provided to older adults:	4,004 rides

In total, 417 people were helped last year by the Butler County aging network.

FY23 Aging Partners Dues Request

Dues paid to Aging Partners, the area agency on aging that supports Butler County, ensures that federal and state funds for aging services are available to the county. This year, Aging Partners is requesting \$25,802, a 2.5 percent increase in funding from FY22. Please note this chart depicts only funding related to Aging Partners and does not represent Butler County Senior Services' entire program budget.

	Butler County funds	Aging Partners funds	Total cost
Dues	25,802		25,802
Butler County Senior Services operations	63,577	72,922	136,499
Supportive services grants to Butler County Residents		6,268	6,268
Care management services to Butler County Residents		46,321	46,321
Total allocation	89,379	125,511	214,890



For every dollar that Butler County provides through dues to Aging Partners and financial support to its county program, it receives \$1.40 worth of services.