

2023 Polk County Report

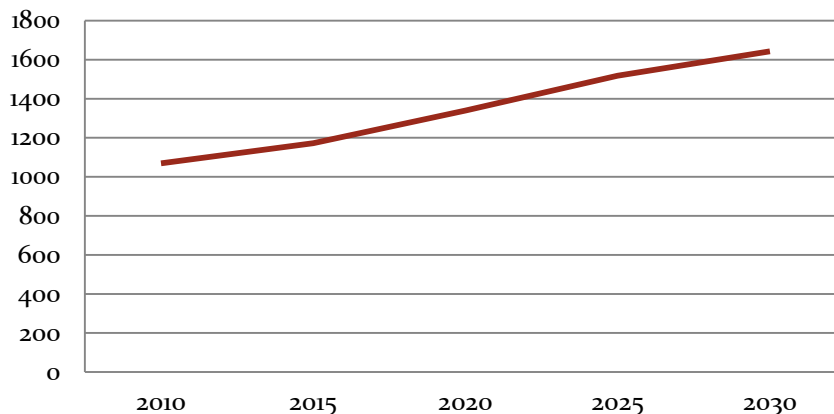
Last year, 348 individuals received almost 25,200 total units of services delivered via Polk County Senior Services and Aging Partners. The need to grow services continues as services are currently reaching 30 percent of county citizens who are age 65 and over.

Polk County is aging. In 2017, 30 percent of the county's population was 60 and over. Between 2015 and 2030, the population of persons age 65 and over is expected to increase 40 percent, as depicted in the chart below. More Polk County residents will seek services to remain healthy and independent in their own homes.

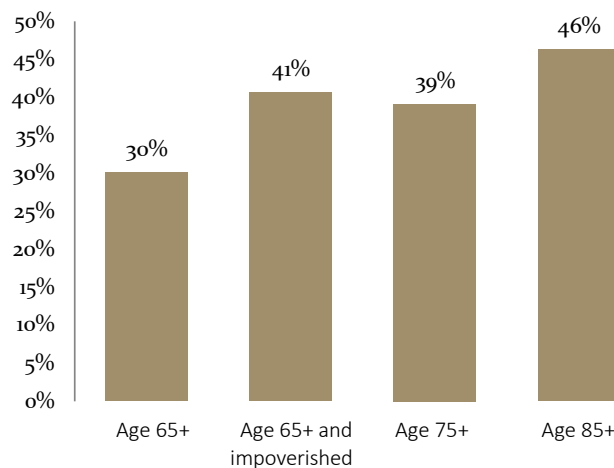
Revenue to support this work includes county tax support, state and federal funds from Aging Partners, state and federal funds direct to the county programs, and local private funds.

Dues paid to Aging Partners, the area agency on aging that supports Polk County, ensures that federal and state funds for aging services flow into the county. This year, Aging Partners is requesting \$17,938, a 2.5 percent increase in funding from FY22.

Polk County Population Projections Age 65+

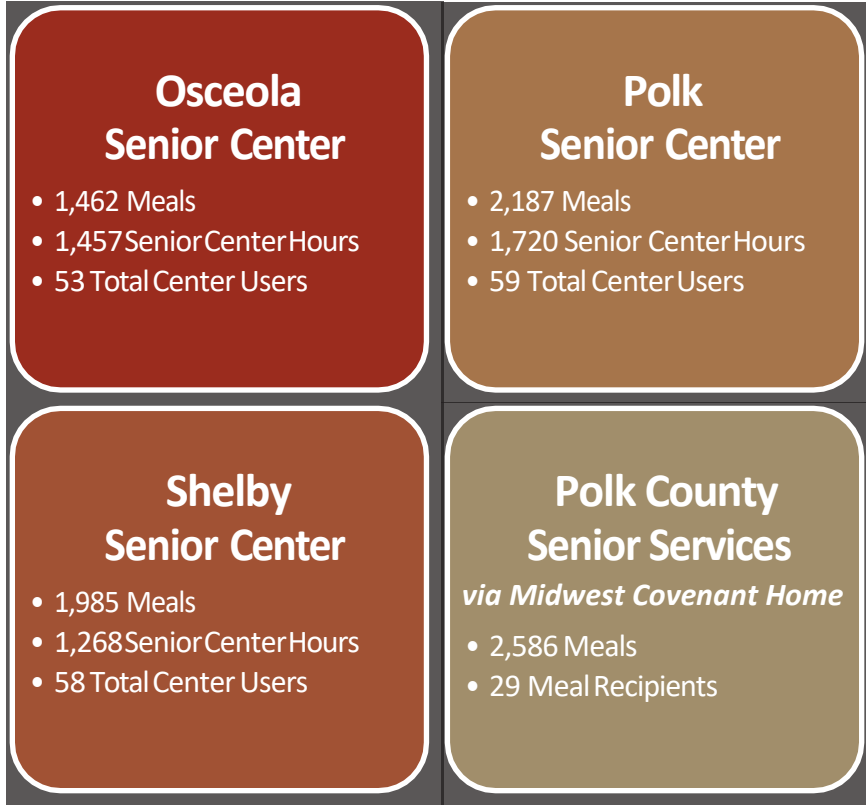


Percentage of Polk County Residents Served by Age Category



2022-23

Aging Services in Polk County



Grant Updates

- 5310 Transportation Grant was approved for a minibus useful for both Midwest Covenant Home and Polk County Senior Services
- Grant applications have been submitted which will help renovate space in Park Villa which may be used for Congregate Meals in Stromsburg, as well as other improvements.

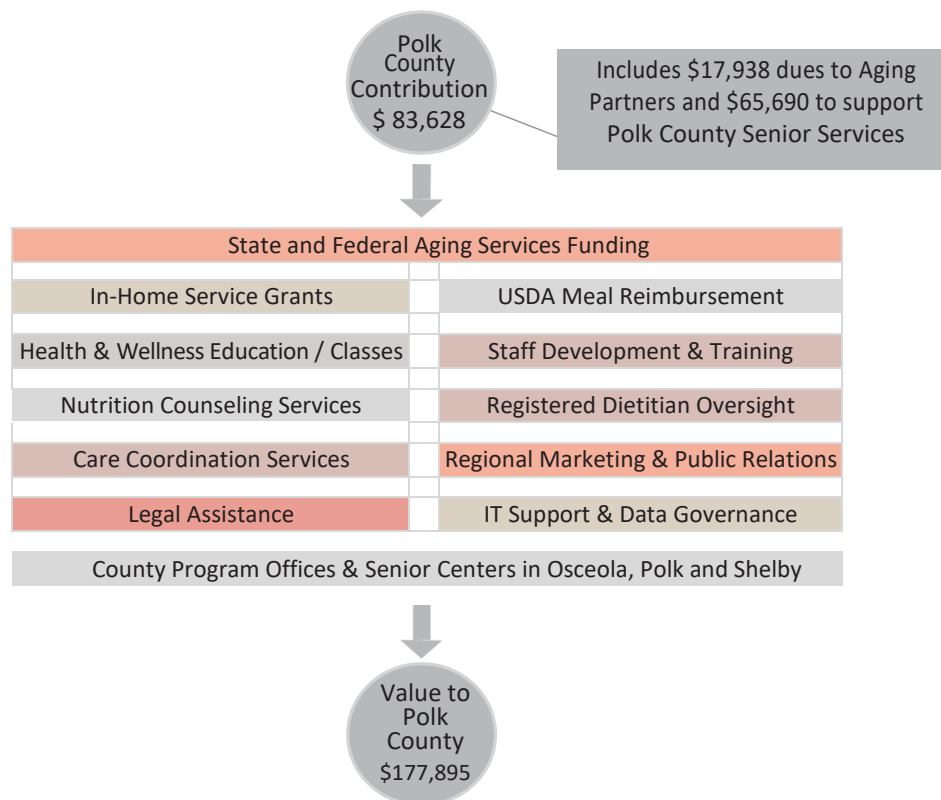
Contacts made to assist older adults and caregivers with questions:	2,244	contacts
Meals provided that met dietary needs of older adults:	8,290	meals
Materials and equipment provided which allowed residents to remain in own homes:	22	units
Hours of individualized services for people who want to live at home:	355	hours
Sessions of health, nutrition and caregiver programs/events/services:	1,288	sessions
In-home assistance for older adults and caregivers:	38	units
Hours county senior center and meal site was open:	4,445	hours
Number of visits to senior centers in Polk County:	7,799	visits

In total, 348 people were helped last year by the Polk County aging network.

FY23 Aging Partners Dues Request

Dues paid to Aging Partners, the area agency on aging that supports Polk County, ensures that federal and state funds for aging services are available to the county. This year, Aging Partners is requesting \$17,938, a 2.5 percent increase in funding from FY22.

	Polk County funds	Aging Partners funds	Total cost
Dues	17,938		17,938
Polk County Senior Services operations	65,690	65,928	131,618
Supportive services grants to Polk County Residents		5,867	5,867
Care management services to Polk County Residents		22,472	22,472
Total allocation	83,628	94,267	177,895



For every dollar that Polk County provides through dues to Aging Partners and financial support to its county program, it receives \$1.13 worth of services.