

# 2023 Seward County Report

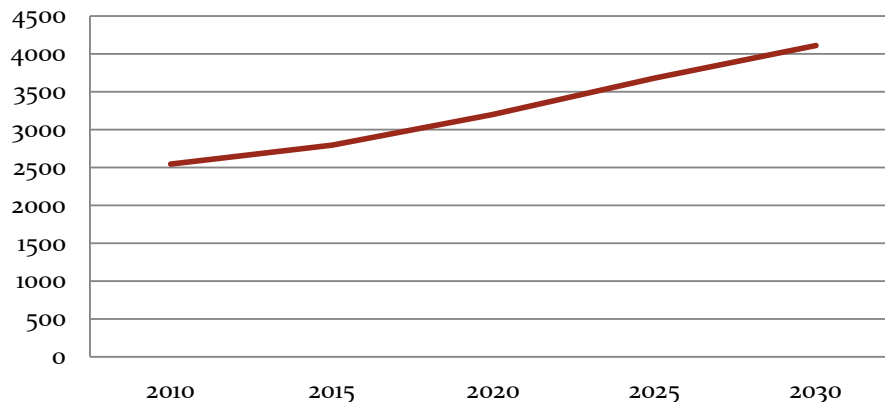
Last year, 631 individuals received over 46,900 total units of services delivered via Seward County Aging Services and Aging Partners. The need to grow services continues as services are currently only reaching 20 percent of county citizens who are age 65 and over.

Seward County is aging. In 2017, 23 percent of the county's population was 60 and over. Between 2015 and 2030, the population of persons age 65 and over is expected to increase 47 percent, as depicted in the graph below. More Seward County residents will seek services to remain healthy and independent in their own homes.

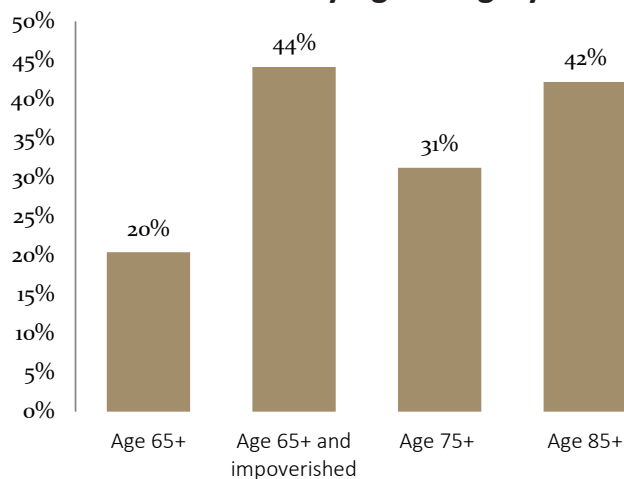
Revenue to support this work includes county tax support, state and federal funds from Aging Partners, state and federal funds direct to the county programs, local public funds and local private funds.

Dues paid to Aging Partners, the area agency on aging that supports Seward County, ensures that federal and state funds for aging services flow into the county. This year, Aging Partners is requesting \$42,510, a 2.5 percent increase in funding from FY22.

## Seward County Population Projections Age 65+



## Percentage of Seward County Residents Served by Age Category



### Milford Senior Center

- 3,140 Meals
- 1,939 Senior Center Hours
- 148 Total consumers

### Seward Senior Center

- 7,543 Meals
- 1,992 Senior Center Hours
- 207 Total consumers

### Utica Senior Center

- 3,397 Meals
- 608 Senior Center Hours
- 101 Total consumers

## 2022-23 Aging Services in Seward County

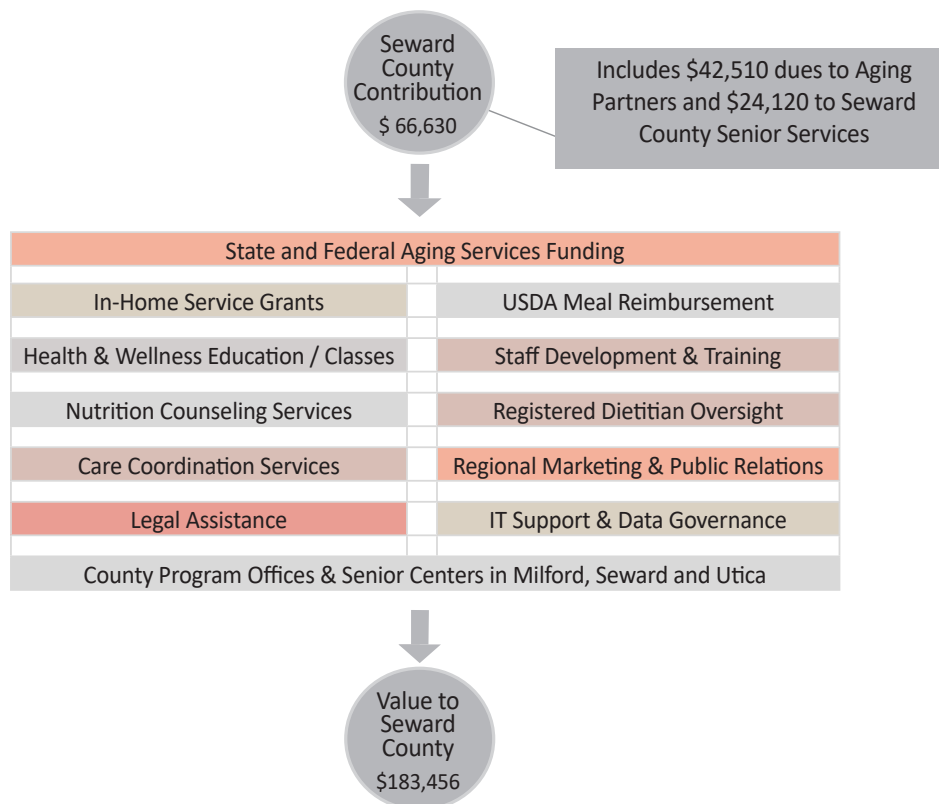
Contacts made to assist older adults and caregivers with questions:	1,611	contacts
Meals provided that met dietary needs of older adults:	14,409	meals
Materials and equipment which allowed residents to remain in their own homes:	246	units
Hours of individualized services for people who want to live at home:	1,131	hours
Sessions of health, nutrition and caregiver programs/events/services:	10,429	sessions
Hours county senior center and meal site was open:	4,541	hours
Rides provided to older adults:	2,989	rides
In-Home assistance for older adults and caregivers:	61	services

**In total, 631 people were helped last year by the Seward County aging network.**

## FY23 Aging Partners Dues Request

Dues paid to Aging Partners, the area agency on aging that supports Seward County, ensures that federal and state funds for aging services are available to the county. This year, Aging Partners is requesting \$42,510, a 2.5 percent increase in funding from FY22. Please note this chart depicts only funding related to Aging Partners and does not represent Seward County Senior Services' entire program budget.

	Seward County funds	Aging Partners funds	Total cost
Dues	42,510		42,510
Seward County Aging Services operations (excludes pass through)	24,120	77,200	101,320
Seward County Senior Center Operations		28,721	28,721
Supportive services grants to Seward County Residents		10,905	10,905
<b>Total allocation</b>	<b>66,630</b>	<b>116,826</b>	<b>183,456</b>



**For every dollar that Seward County provides through dues to Aging Partners and financial support to its county program, it receives \$1.75 worth of services.**